

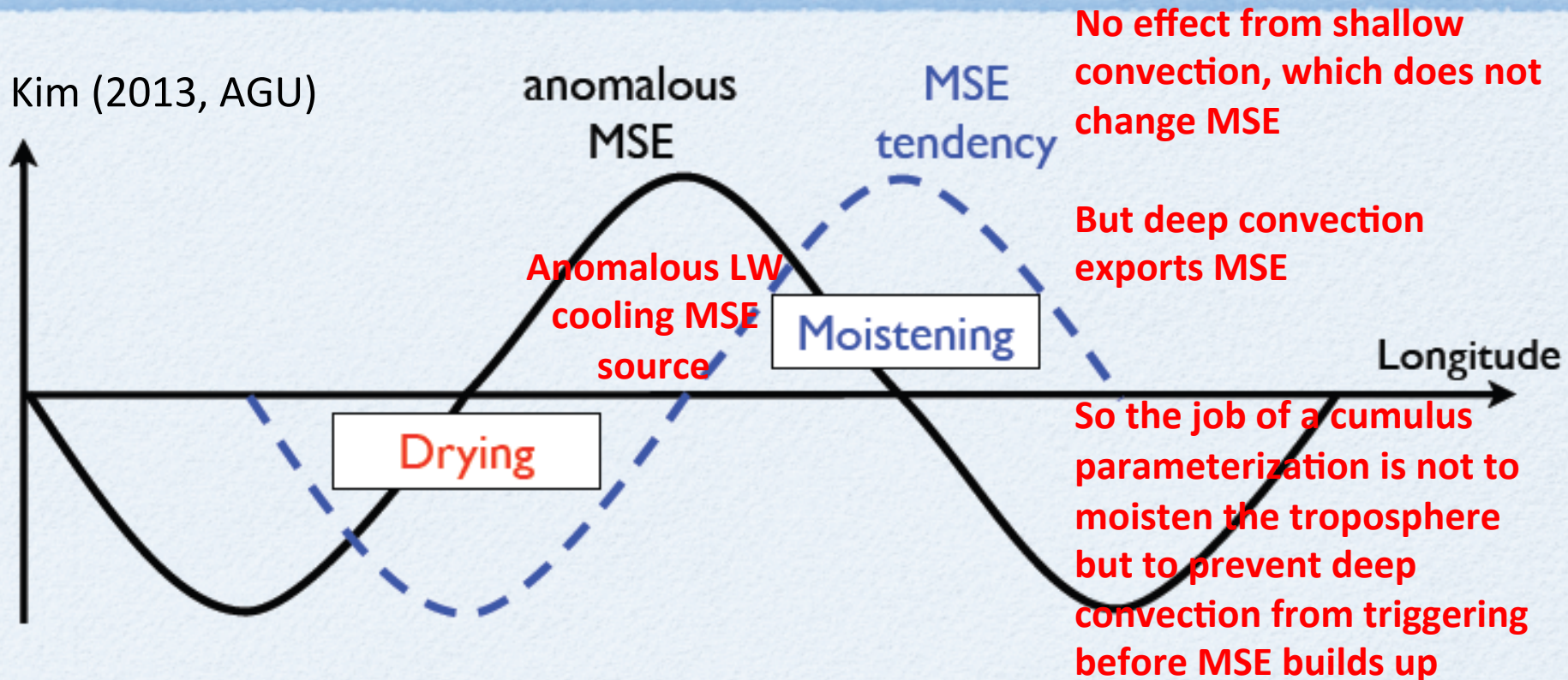
# **Effect of cumulus parameterization assumptions on MJO simulation**

**Tony Del Genio**

**ASR MJO breakout**

**3/10/14**

# Propagation mechanism of the MJO



Column integrated moist static energy budget (MJO-filtered)

$$\left\langle \frac{\partial m}{\partial t} \right\rangle = - \left\langle \vec{v} \nabla \cdot m \right\rangle - \left\langle w \frac{\partial m}{\partial z} \right\rangle + L \cdot Evap + Sens + \langle LW \rangle + \langle SW \rangle$$

Tendency

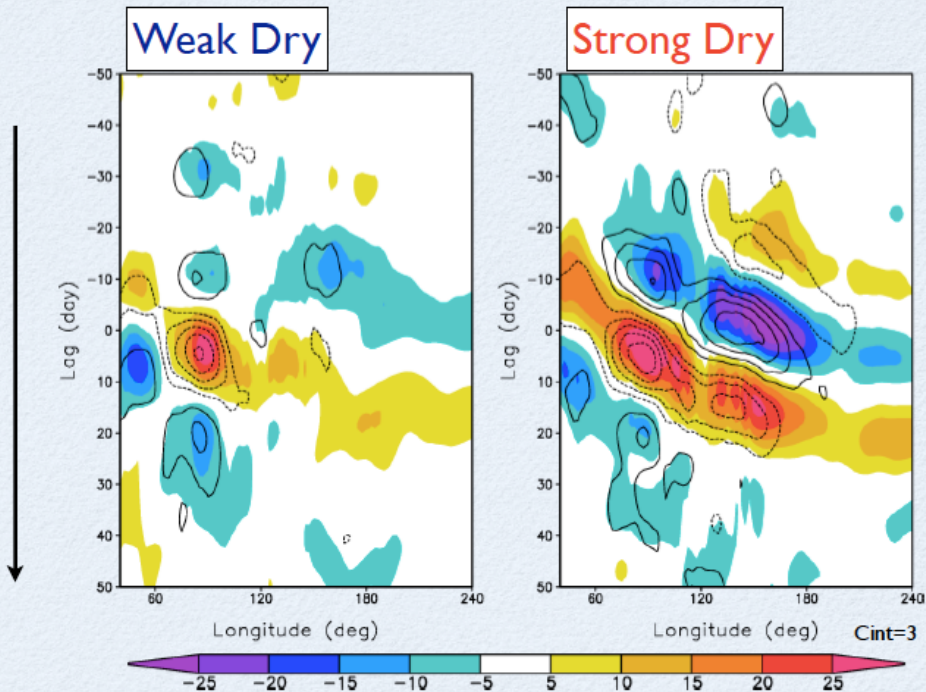
Horizontal  
advection

Vertical  
advection

Surface turbulent  
fluxes

Radiative fluxes

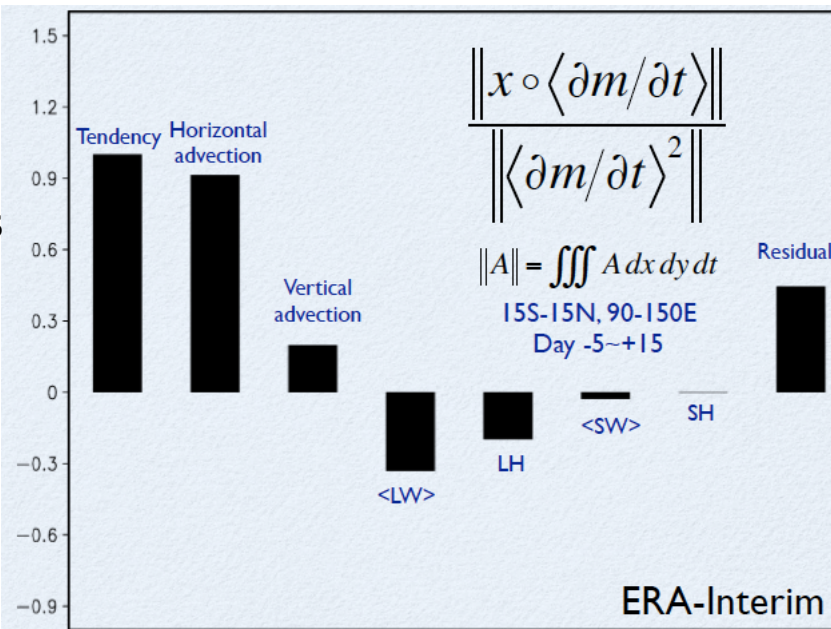
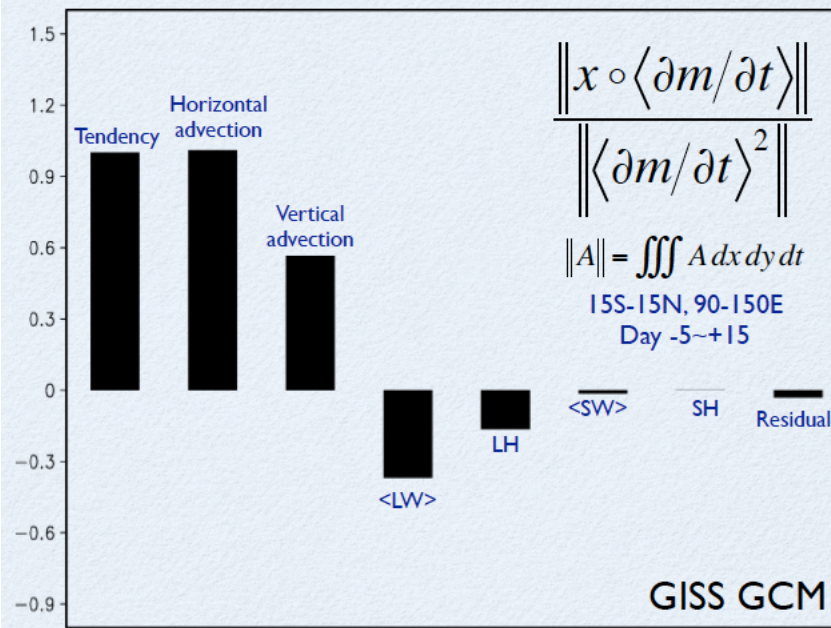
Kim (2013) OLR (contour,  $W m^{-2}$ ) and MSE (shaded,  $6 \times 10^2 kJ m^{-2}$ ) anomaly  
 10°S-10°N averaged



**Strength of dry anomaly in West Pacific and Maritime Continent at MJO onset distinguishes events that propagate from those that do not (Kim et al. 2014)**

**Horizontal (mostly meridional) advection dominates MSE budget in both ERA-Interim and modified GISS Model E2**

Relative contribution to the tendency



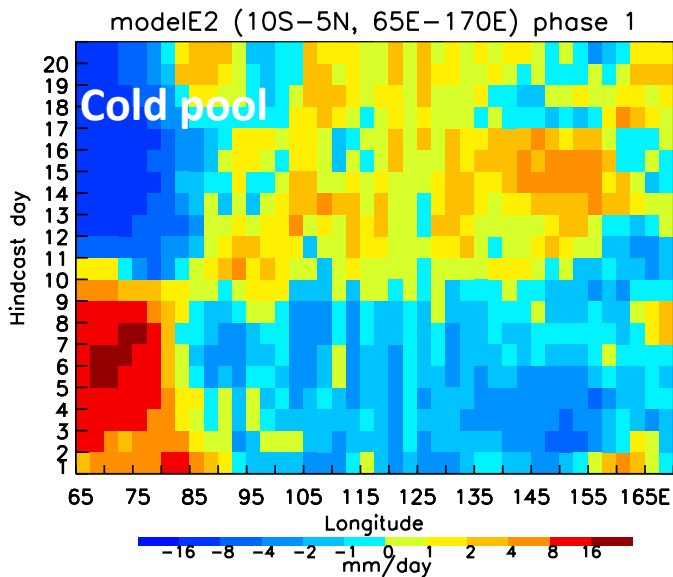
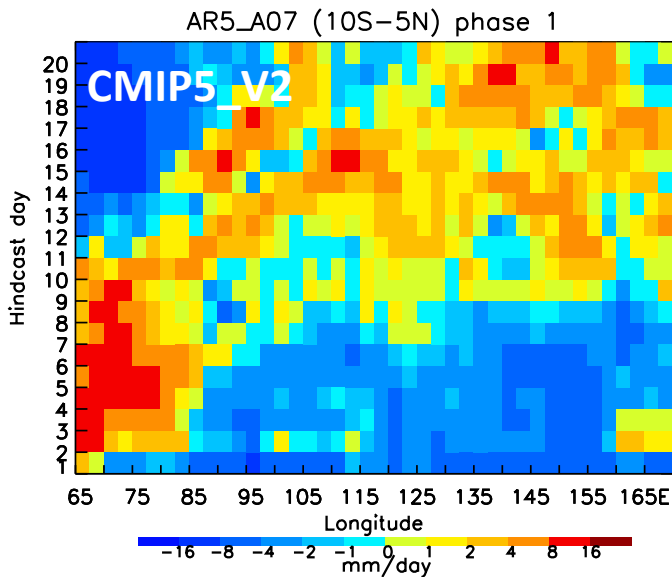
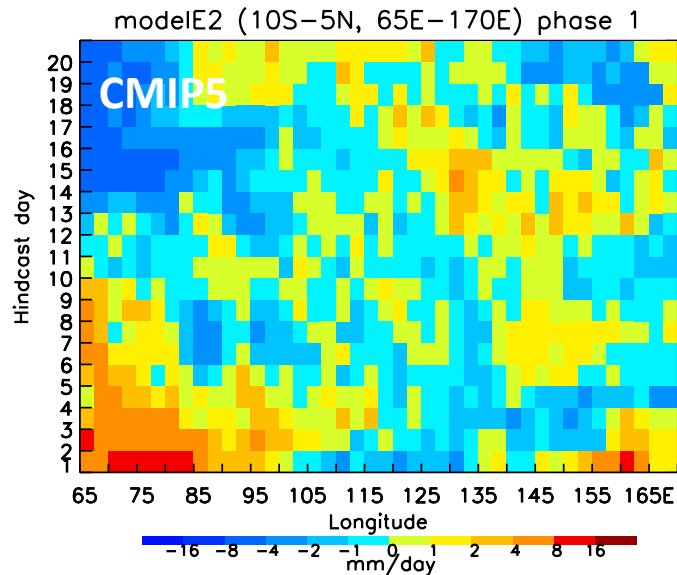
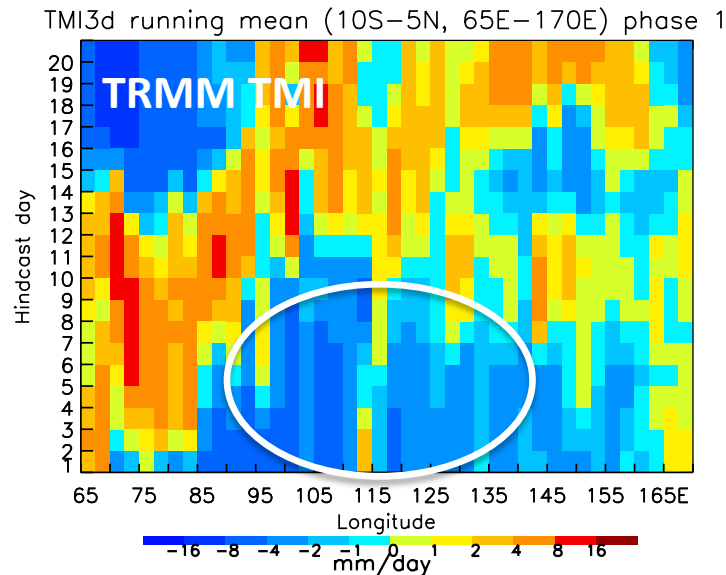
GISS cumulus parameterization:  
Mass flux, divided into 2 “plumes”  
(more vs. less entraining,  $\varepsilon = CB/w^2$ )

For this talk, 3 flavors:

- CMIP5:  $C_1 = 0.3$ ,  $C_2 = 0.6$ : No MJO in climatological mode
- CMIP5\_V2:  $C_1 = 0.4$  instead: Makes pretty decent MJO; also includes stronger convective rain evap, stronger downdraft, but not necessary for MJO to occur
- Experimental Cold Pool version: Like V2 but Plume 1 only exists when cold pool is present and deep enough to lift undisturbed PBL air to LFC: Makes MJO but a bit weaker than V2

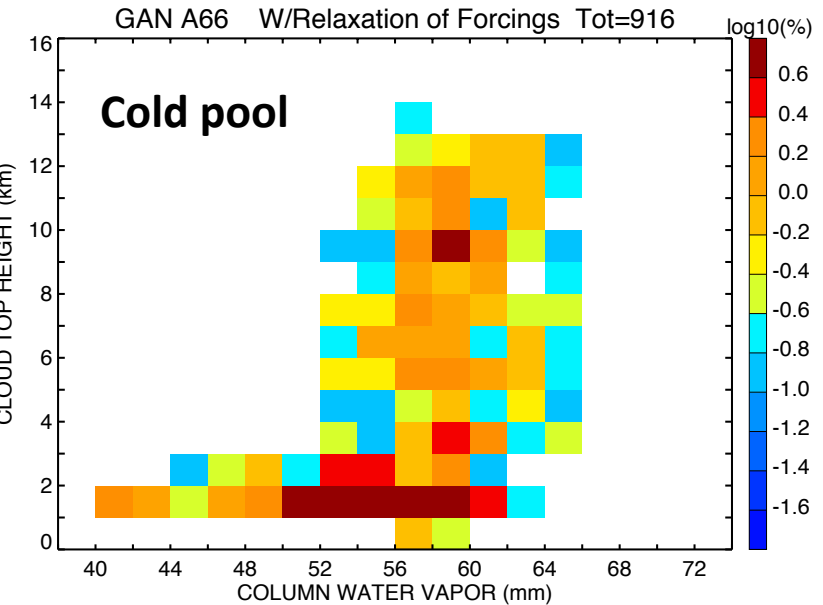
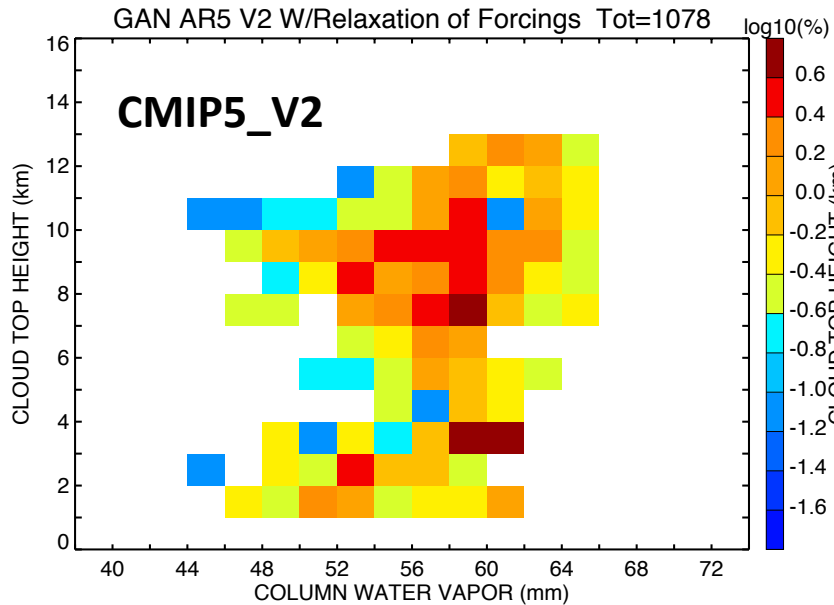
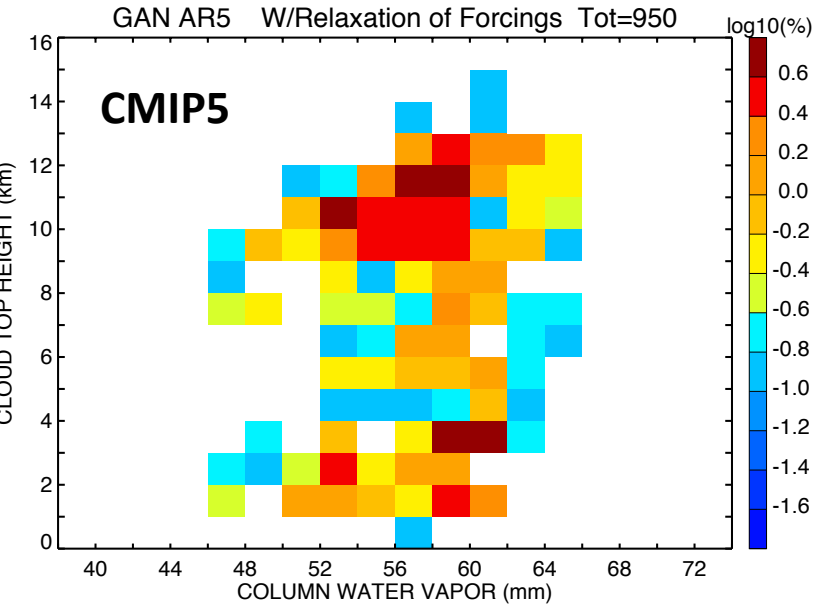
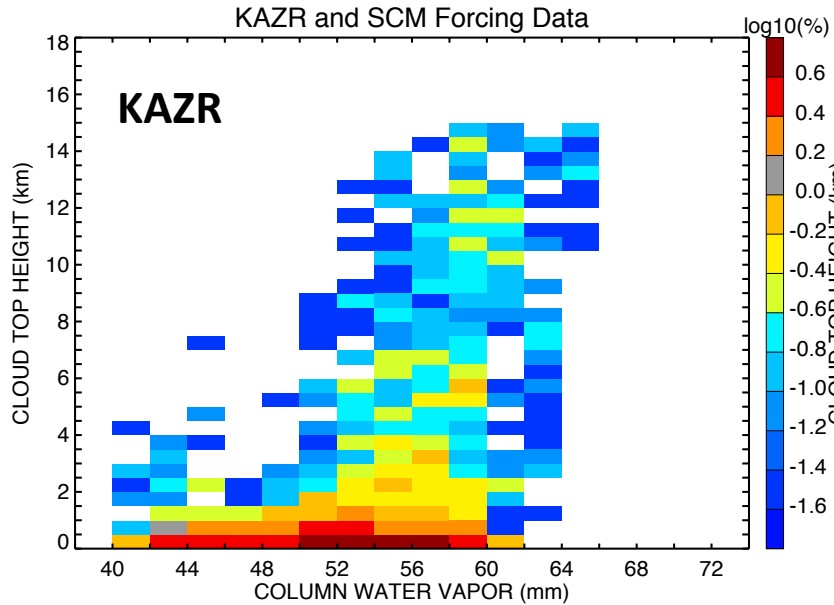
# YOTC MJO 20-day hindcasts (2009 Event E)

## Hovmöller composite of all W-H phase 1 rain anomalies



# SCM, AMIE-Gan forcing, 3 hr relaxation

## Convective cloud top height vs. column water vapor



## Cold pool model responds very differently to AMIE-Gan forcing than in YOTC hindcasts

Model version	Plume 1 fraction of total convection	# of convective events relative to AR5
AR5		
SCM	0.48	1.00
Hindcast	0.48	1.00
AR5_V2		
SCM	0.49	1.14
Hindcast	0.49	1.20
Cold Pool		
SCM	0.03	2.06
Hindcast	0.22	1.29

# Keys to simulating MJO?

- Presence of dry suppressed region east of disturbed area appears to be important to MJO propagation
- Sufficiently strong convective entrainment to keep that region from triggering deep convection too quickly matters – not moistening by shallow convection
- KAZR convective cloud top heights show expected sensitivity to moisture during AMIE-Gan, a good test for cumulus parameterizations...
- But only IF the forcing gives us an accurate thermodynamic structure; subtle differences between Gan forcing and YOTC hindcasts apparently make big difference to cold pool presence and MJO
- Anomalous LW cooling in disturbed region likely the energy source – organized convection?